

Simon Eidelman School on Muon Dipole Moments and hadronic Effects


Opening Talk

Toru Iijima

Kobayashi-Maskawa Institute

Nagoya University

September 2, 2024



Welcome to Nagoya!

なごやじょう



のぶながくん

ひでよしくん

いえやすくん



ひつまぶし



みそかつ



しやちほこ

History of Flavor Physics at Nagoya

S. Sakata



T. Maskawa M. Kobayashi




CKM

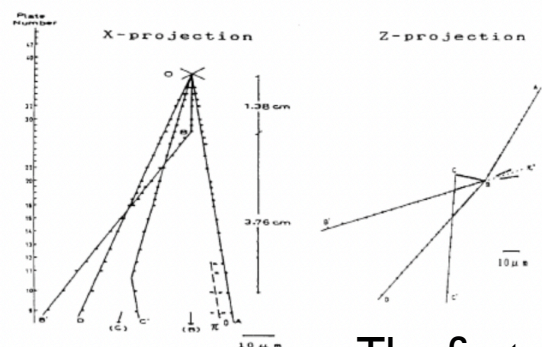
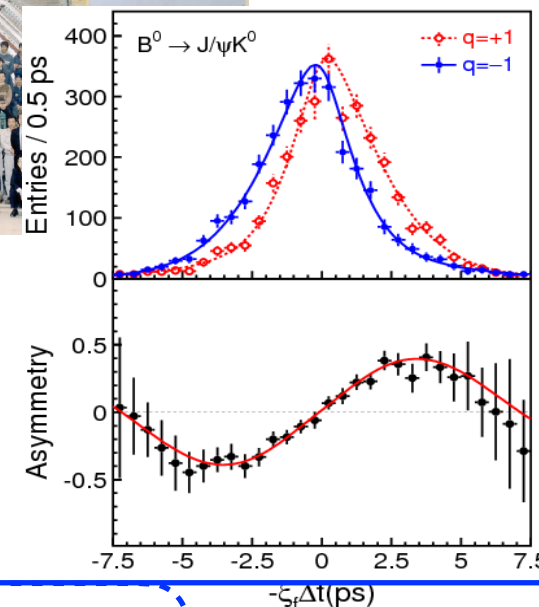
I. Sanda



N. Cabibbo



CKM2006 (Nagoya)

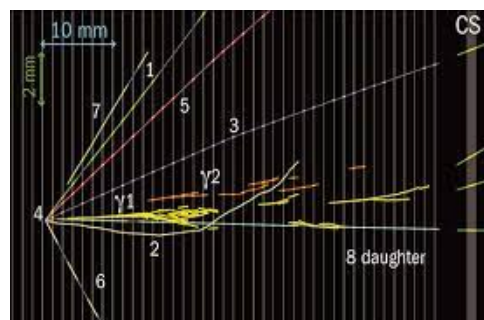


The first charm candidate observed in nuclear emulsion

PMNS



The first tau neutrino appearance observed in nuclear emulsion



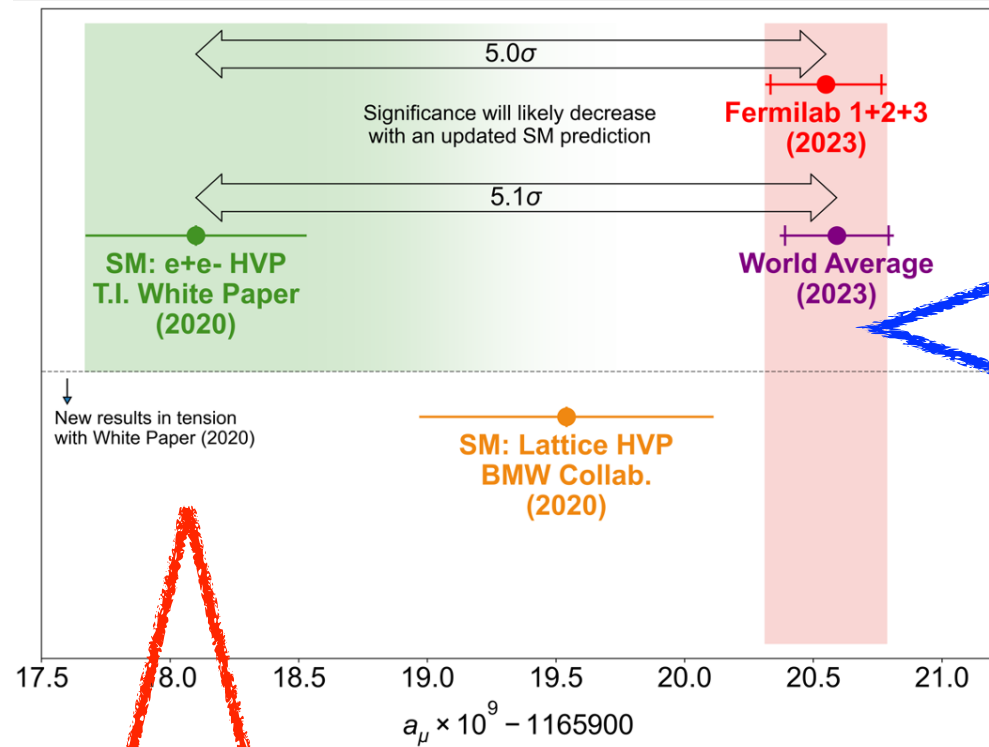
Kobayashi-Maskawa Institute for the Origin of Particles and the Universe

Division for experimental studies


Division for theoretical studies

Flavor Physics International Research Center フレーバー物理学国際研究センター

Anomaly in muon g-2

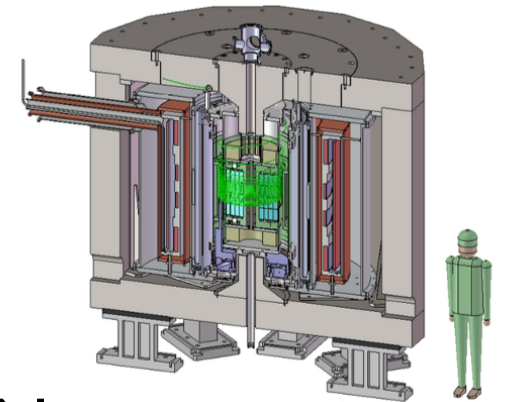


E989 (Fermilab)



Final result in 2005

E34 (J-PARC)

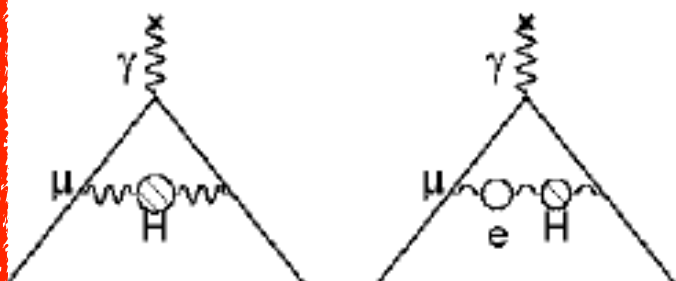


New experiment w/ different method and systematics

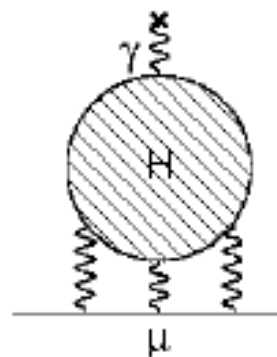
SM reference value

QCD effects

Hadronic Vacuum Polarization (HVP)



Hadronic Light-by-Light



Dispersive approach

- Tensions between exp's
- New CMD3 result

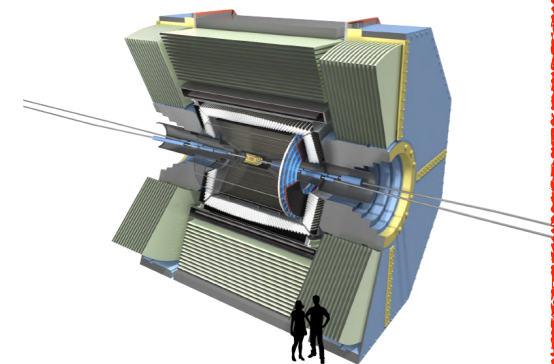
New data from Belle II coming!

Lattice approach


- New BMW result

Other approach

- Tau
- MUonE

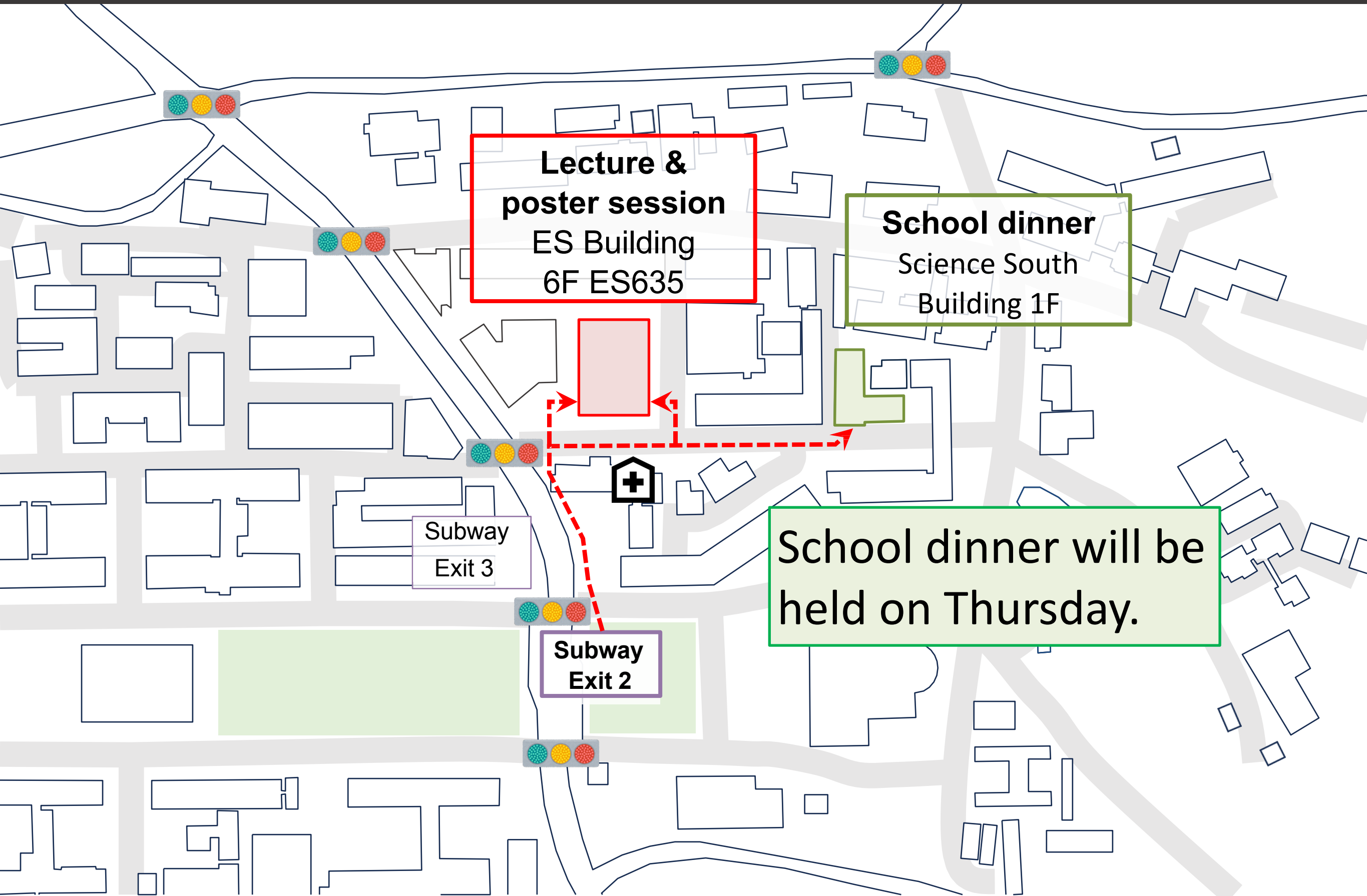


Practical information from LOC



	Sep. 2	Sep. 3	Sep. 4	Sep. 5	Sep. 6
	Monday	Tuesday	Wednesday	Thursday	Friday
8:30-9:00	(Registration)	(Registration)			
9:00-10:30		Lecture 1	Lecture 4	Lecture 6	Lecture 10
10:30-11:00		Break	Break	Break	Break
11:00-12:30		Lecture 2	Lecture 5	Lecture 7	Lecture 11
12:30-14:00		Lunch	Lunch	Lunch (-13:30)	Lunch
14:00-15:30		Lecture 3	Excursion	Lecture 8 (13:30-15:00)	Lecture 12
15:30-16:00	Registration / Opening	Break		Break (15:00-15:30)	closing
16:00-17:30	Student poster pitch talk	Poster with Wine&Cheese		Lecture 9 (15:30-17:00) Behind the scene (17:00-17:30)	
17:30-19:00	Poster with Wine&Cheese	Poster with Wine&Cheese		Dinner (-20:00)	

Map for School rooms



**Lecture &
poster session**
ES Building
6F ES635

School dinner
Science South
Building 1F

School dinner will be
held on Thursday.

Subway
Exit 3

Subway
Exit 2

Map for Cafeterias & Shops

The map shows a university campus layout with several buildings and transit points. Six numbered callouts (1-6) are placed on the map, each connected by a pink line to a detailed text box. Callout 1 is at the top left, 2 at the top center, 3 at the top right, 4 at the bottom left, 5 at the bottom center, and 6 at the bottom right. A green box with a white border is positioned in the center-right of the map, containing a message. The map also includes icons for Starbucks, FamilyMart, and Seattle Espresso Cafe, along with a 'Library' label and 'Subway Exit 2' and 'Subway Exit 3' labels. A red rectangle highlights a building in the center of the map.

1 North Cafeteria
10:30-15:00/
16:30-19:00
Convenience store
10:00-18:00

2 Cafeteria
"Forest Dining Hall"
11:00-14:00

3 Convenience store
08:00-18:00

4 Starbucks Coffee
08:30-20:00

5 Convenience store "Family Mart" (IB Building B1F)
07:00-23:00

6 SEATTLE ESPRESSO CAFE
08:00-17:00

Library

IB Building

Subway Exit 3

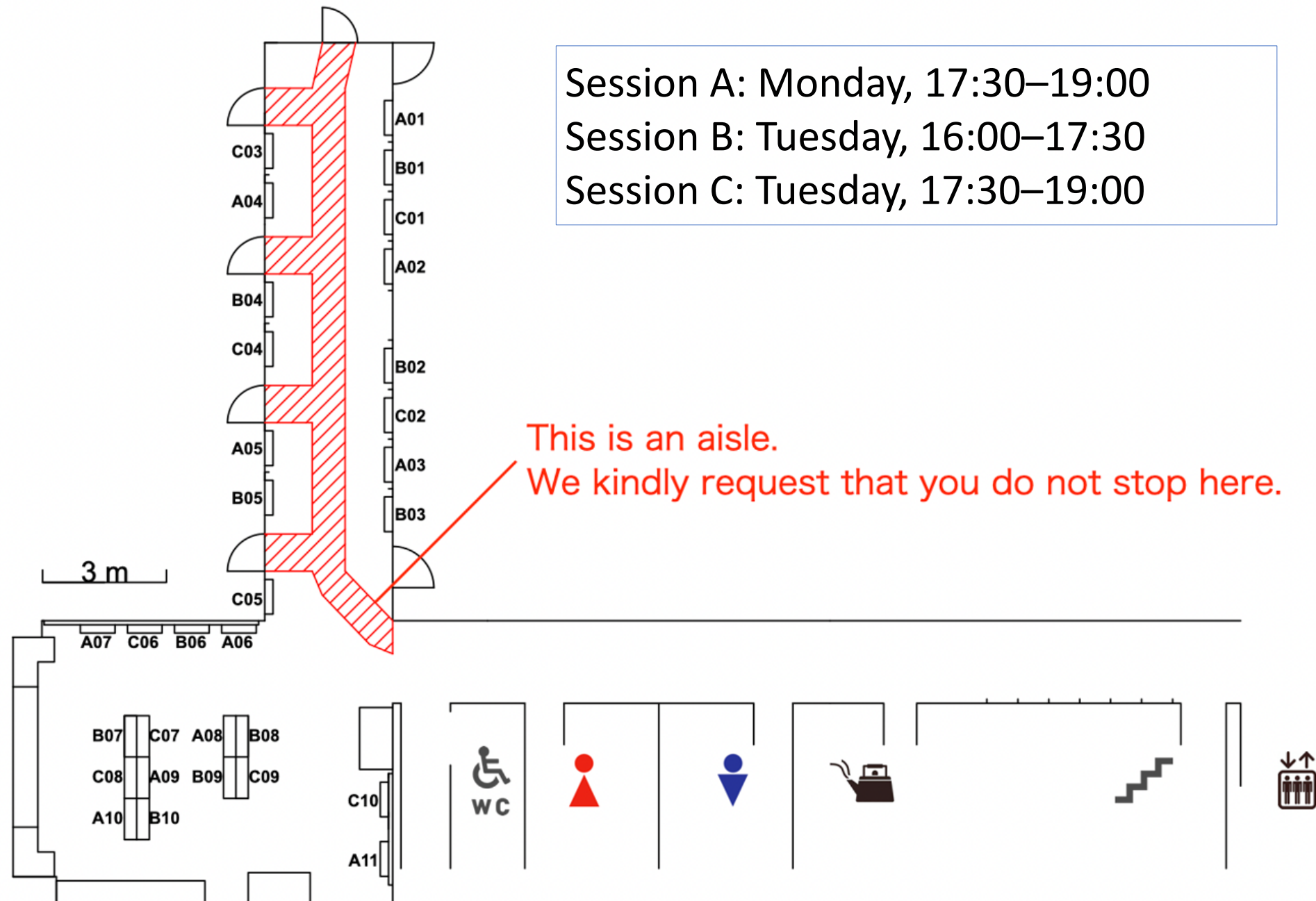
Subway Exit 2

Please take lunch by yourself. You can find Cafeterias and shops in the university.

Poster session

- Monday, Tuesday afternoon, around this Main room

Poster map



Poster session

- Poster pitch talks by each presenters before the session.
 - You can find the poster ID in the pitch talk title.
- Best Poster Award
 - Please vote best poster.
 - You can find a ballot paper in your name tag. Please write the poster ID you think best and vote to ballot box at registration desk by Thursday morning.

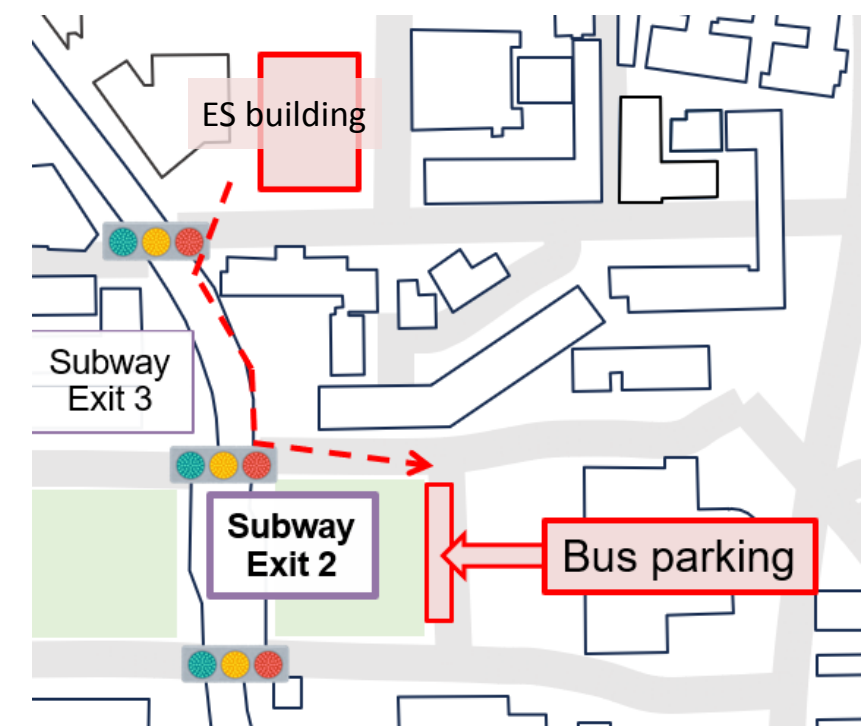
Question form

- Please fill your questions for lectures, if you have, after the lecture time.
- <https://forms.gle/GX8VyyfBnSCvqtHv5>
- LOC will ask lecturers to answer the questions, then upload to Indico during/after the school.

Excursion



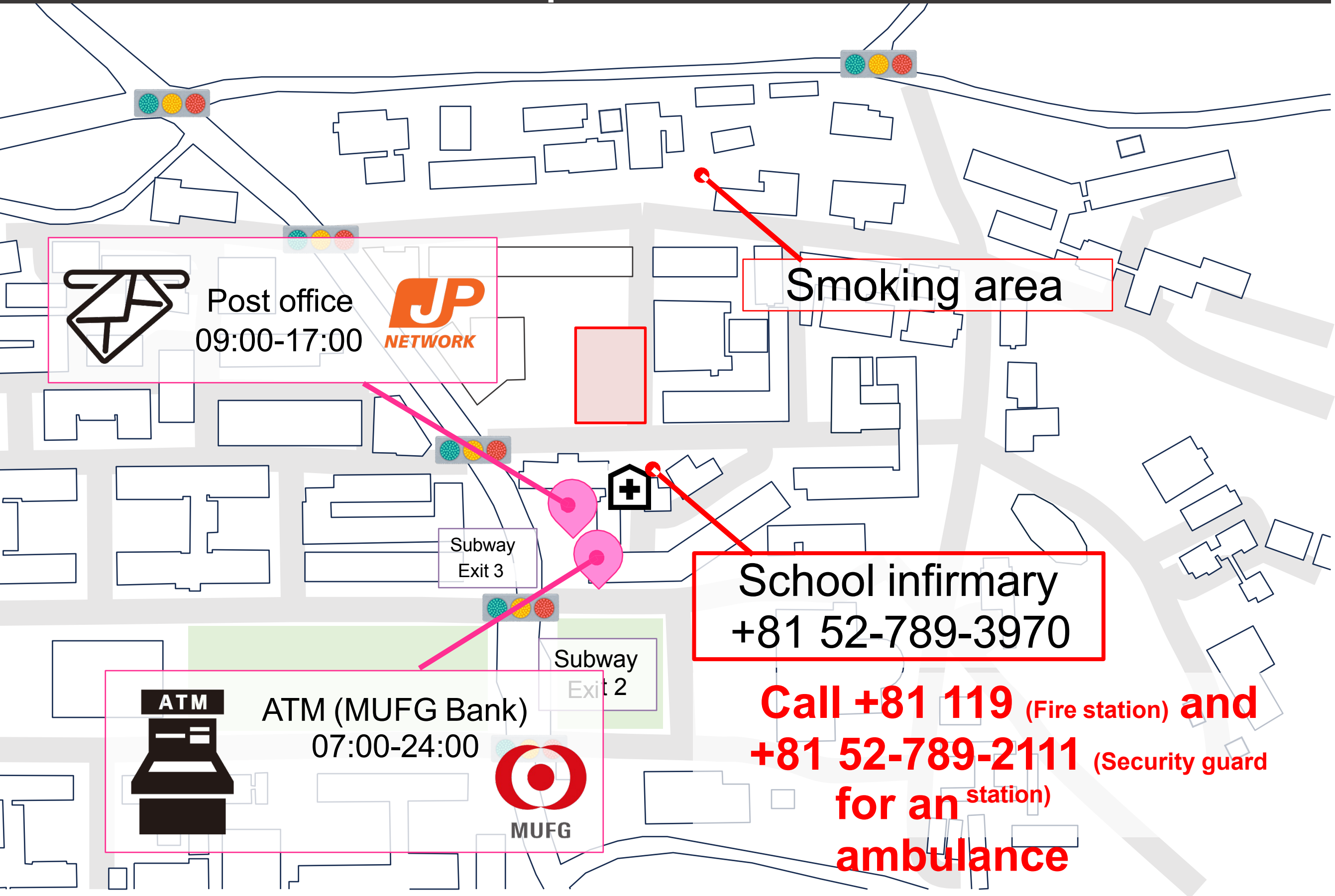
- On Wednesday afternoon, we will visit the Toyota Commemorative Museum of Industry and Technology.
- <https://www.tcm.it.org/english/>
- We will take a charter bus from the university to the museum.
- After the museum tour, another bus will take you to nearby Sakae Station, leaving at around 17:00.
- Please come to bus parking by 14:00
- Or entrance of ES building at 13:50, LOC will guide you.



Miscellaneous

- Entrance will be locked during night.
 - ES building: -19:00, Science South building: -20:00
- Please use eduroam for Wifi connection.
 - If you have any trouble, please tell LOC members.
- In this Main room (ES635), eating and drinking is prohibited.
- Smoking is prohibited in the university.
 - Please use smoking area.

Map for Others



Post office
09:00-17:00



Smoking area

School infirmary
+81 52-789-3970



ATM (MUFG Bank)
07:00-24:00



Call +81 119 (Fire station) **and**
+81 52-789-2111 (Security guard station)
for an ambulance

Subway
Exit 3

Subway
Exit 2

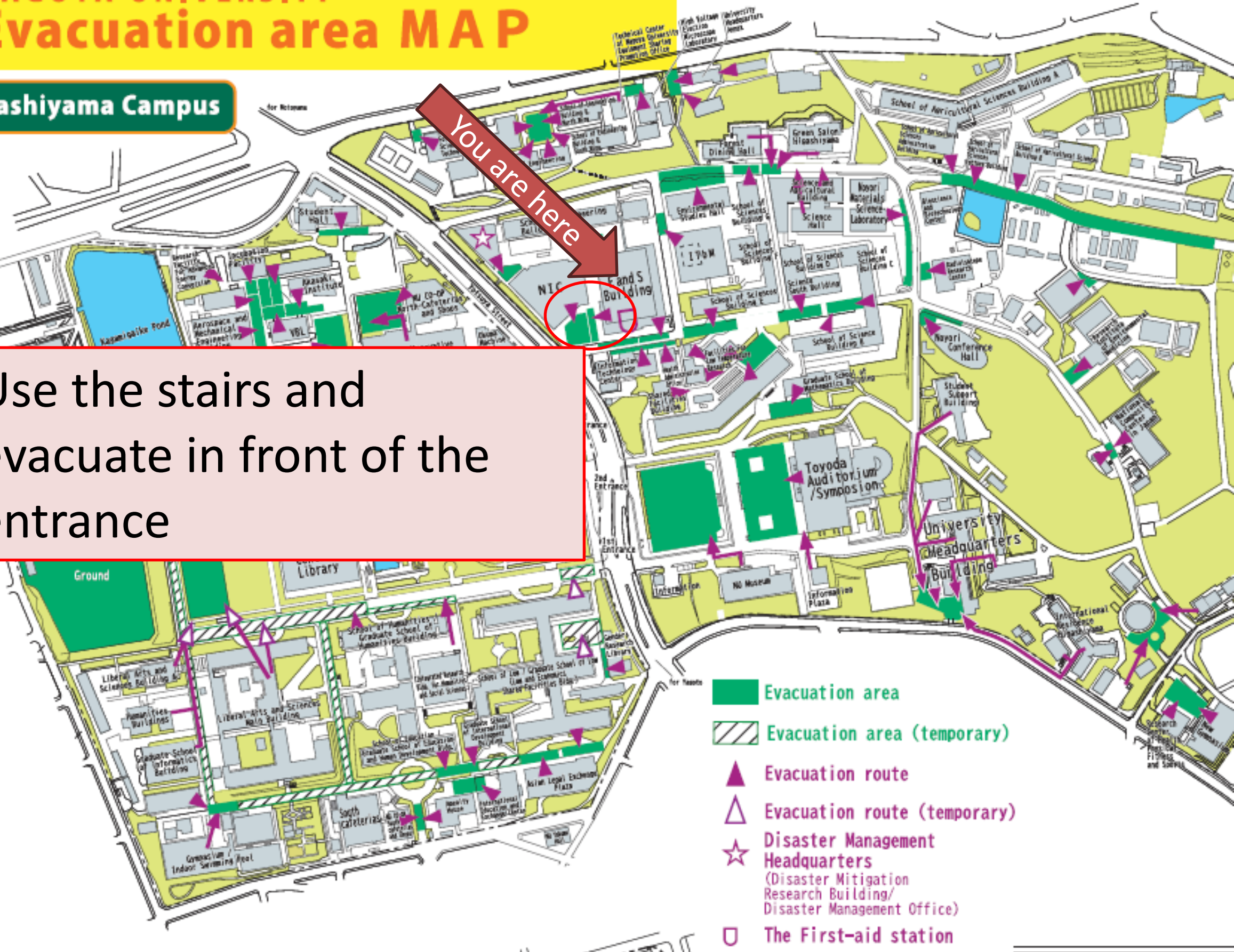


NAGOYA UNIVERSITY Evacuation area MAP

Higashiyama Campus

You are here

Use the stairs and
evacuate in front of the
entrance



- Evacuation area
- Evacuation area (temporary)
- Evacuation route
- Evacuation route (temporary)
- Disaster Management Headquarters (Disaster Mitigation Research Building/ Disaster Management Office)
- The First-aid station

Enjoy!